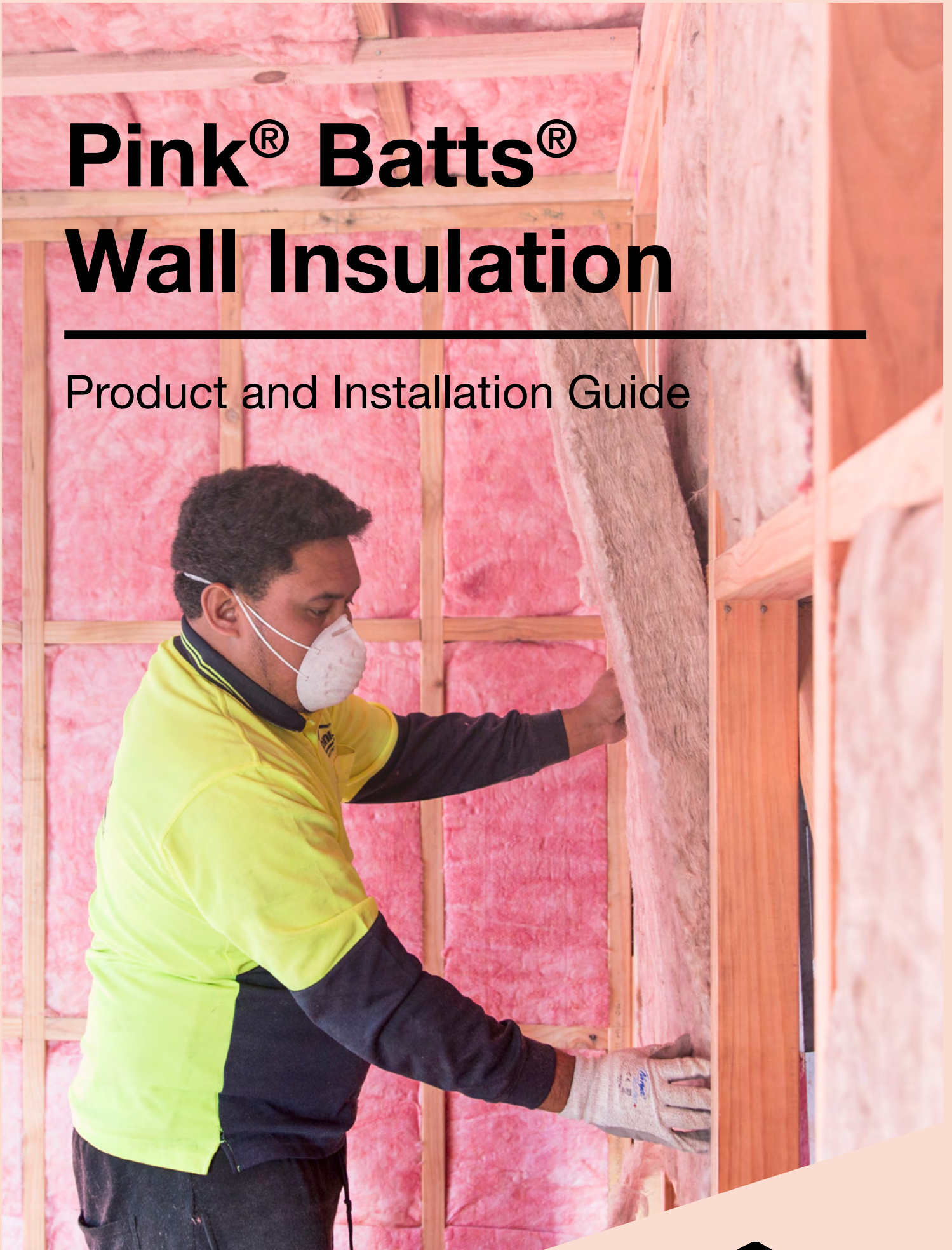


Pink[®] Batts[®]

Wall Insulation

Product and Installation Guide



Pink® Batts® Wall Insulation

Product and Installation Guide

Product Specifications

PRODUCT GLASS WOOL RANGE	Product Code	Size (mm)	Nominal Stabilised Thickness (mm)	Nominal Total Area Per Bale (m ²)	Approx. Coverage Per Bale* (m ²)	Pieces Per Bale	Eco Choice Aotearoa (Environmental Choice)	Environmental Product Declaration	BRANZ Appraisal Number
WALL – ACOUSTIC INSULATION									
Pink® Batts® Silencer® 100mm	7317001	1140 x 560	100	12.8	14.9	20	-	✓	x
Pink® Batts® Silencer® 75mm	7317003	1140 x 560	75	16.6	19.5	26	-	✓	x
WALL – THERMAL INSULATION									
INTERIOR SECONDARY INSULATION LAYER - 530mm WIDTH									
R1.0 Pink® Batts® Ultra® Interior Wall	7160271	1220 x 530	35	16.8	18.9	26	✓	✓	238
R1.3 Pink® Batts® Ultra® Interior Wall	7160272	1220 x 530	45	12.9	14.5	20	✓	✓	238
MASONRY WALL - 580mm WIDTH									
R1.0 Pink® Batts® Masonry Wall	7160110	1220 x 580	40	21.2	-	30	✓	✓	238
R1.2 Pink® Batts® Masonry Wall	7160134	1220 x 580	50	17.0	-	24	✓	✓	238
70mm WALL RANGE - 560mm WIDTH									
R.2.2 Pink® Batts® 70mm Wall	7160248	1140 x 560	70	6.4	7.5	10	✓	✓	238
STEEL WALL - 610mm WIDTH									
R2.2 Pink® Batts® Steel Wall	7160214	1220 x 610	90	15.6	15.6	21	✓	✓	238
R2.6 Pink® Batts® Ultra® Steel Wall	7160215	1220 x 610	90	9.7	9.7	13	✓	✓	238
R2.8 Pink® Batts® Ultra® Steel Wall	7160267	1220 x 610	90	6.7	6.7	9	✓	✓	238
90mm WALL RANGE - STANDARD 560mm WIDTH									
R1.8 Pink® Batts® Wall	7127118	1140 x 560	90	16.6	19.6	26	✓	✓	238
R2.2 Pink® Batts® Wall	7127122	1140 x 560	90	13.4	15.8	21	✓	✓	238
R2.4 Pink® Batts® Wall	7127124	1140 x 560	90	10.2	12.1	16	✓	✓	238
R2.6 Pink® Batts® Ultra® Wall	7127126	1140 x 560	90	9.6	11.3	15	✓	✓	238
R2.6 Pink® Batts® Ultra® Wall (OC)	718226	1140 x 560	90	9.6	11.3	15			238
R2.8 Pink® Batts® Ultra® Wall	7127128	1140 x 560	90	6.4	7.5	10	✓	✓	238
R2.8 Pink® Batts® Ultra® Wall (OC)	718228	1140 x 560	90	6.4	7.5	10			238

* Square metre coverage per bale are estimates and actual coverage may differ.



Pink® Batts® Wall Insulation

Product and Installation Guide

Product Specifications

PRODUCT GLASS WOOL RANGE	Product Code	Size (mm)	Nominal Stabilised Thickness (mm)	Nominal Total Area Per Bale (m ²)	Approx. Coverage Per Bale* (m ²)	Pieces Per Bale	Eco Choice Aotearoa (Environmental Choice)	Environmental Product Declaration	BRANZ Appraisal Number
90mm WALL RANGE - NARROW WALL 360mm WIDTH									
R2.2 Pink® Batts® Narrow Wall	7160243	1140 x 360	90	9.0	11.2	22	✓	✓	238
R2.6 Pink® Batts® Ultra® Narrow Wall	7160244	1140 x 360	90	7.4	9.2	18	✓	✓	238
R2.8 Pink® Batts® Ultra® Narrow Wall	7160247	1140 x 360	90	4.5	5.6	11	✓	✓	238
140mm WALL RANGE - STANDARD 560mm WIDTH									
R3.2 Pink® Batts® Ultra® 140mm Wall	7127132	1140 x 560	140	9.6	11.3	15	✓	✓	238
R3.6 Pink® Batts® Ultra® 140mm Wall	7127136	1140 x 560	140	7.0	8.3	11	✓	✓	238
R4.0 Pink® Batts® Ultra® 140mm Wall	7127140	1140 x 560	140	5.1	6	8	✓	✓	238
R4.3 Pink® Batts® Ultra® 140mm Wall	7127143	1140 x 560	140	3.2	3.8	5	✓	✓	238
140mm WALL RANGE - NARROW WALL 360mm WIDTH									
R3.2 Pink® Batts® Ultra® 140mm Narrow Wall	7160245	1140 x 360	140	7.0	8.6	17	✓	✓	238
R3.6 Pink® Batts® Ultra® 140mm Narrow Wall	7160273	1140 x 360	140	5.7	7.1	14	✓	✓	238
R4.0 Pink® Batts® Ultra® 140mm Narrow Wall	7160246	1140 x 360	140	4.1	5	10	✓	✓	238
R4.3 Pink® Batts® Ultra® 140mm Narrow Wall	7160262	1140 x 360	140	2.9	3.6	7	✓	✓	238

* Square metre coverage per bale are estimates and actual coverage may differ.

Pink® Batts® Wall Insulation

Product and Installation Guide

Application

Pink® Batts® wall insulation is a lightweight flexible glass wool insulation product designed to:

- Thermally insulate timber and steel framed walls
 - Fit easily into standard wall constructions, or be easily cut to fit in non-standard constructions
 - Meet the requirements of the New Zealand Building Code (NZBC) for different designs and environments
-

Features and Benefits

- High R-values – R-values up to R4.3 to assist in keeping homes above 18°C as per the World Health Organization's recommendation for a healthy and comfortable home
- Easy to install – lightweight, flexible and simple design makes the installation fast and easy
- Internationally certified for Indoor Air Quality – gives assurance that products meet strict chemical emissions limits
- Non-combustible – will not easily burn in the event of a fire
- Made from recycled glass making sustainable use of waste



Pink® Batts® Wall Insulation

Product and Installation Guide

Environment

Pink® Batts® insulation is a sustainable and energy efficient product.

- Manufactured using recycled glass, making sustainable use of waste
- Energy used during the manufacture of Pink® Batts® products is offset by the energy saved by a home fully insulated with Pink® Batts® products within 3-15 months¹

Green Star NZ Credits

Green Star is a comprehensive environmental rating system for buildings; materials with certain attributes can receive points that contribute to the overall score of a rated home.

New Zealand Green Building Council (NZGBC) does not test or certify products; they rely on the work done by third party certification bodies and eco labels like Eco Choice Aotearoa. Further information is available at nzgbc.org.nz.

Eco Choice Aotearoa

All NZ-made Pink® Batts® Wall insulation products have Eco Choice Aotearoa Accreditation (refer to the Product Specifications)

Independently assessed for:

- **Waste Minimisation:** Recycled content, and recycling of process waste
- **Energy Management:** Effective energy management policies and procedures
- **Manufacturing Process:** Not manufactured using blowing agents with a Global Warming Potential (GWP) or Ozone Depleting Potential (ODP)
- **Product Characteristics:** Durability and performance



While only BRANZ appraised products are eligible for Eco Choice Aotearoa, all Pink® Batts® thermal insulation products are manufactured in the same environmentally considerate way.

¹ (Beca Carter Hollings & Ferner Ltd, Energy Economics of Fibreglass Insulation, 2005)



Pink® Batts® Wall Insulation

Product and Installation Guide

Health and Safety

Product Safety

Pink® Batts® insulation is a non-hazardous, safe product.

- IARC (International Agency for Research on Cancer) classifies the glass wool formulation used to manufacture Pink® Batts® products as Group 3: 'Not classifiable as to its carcinogenicity to humans'. This is the same classification as caffeine, tea, hair colouring, chlorinated drinking water and saccharin
- Pink® Batts® insulation is bio-soluble. In the unlikely event any fibres are inhaled into the lungs they will dissolve in the body fluids and be cleared from the body

Indoor Air Quality

- Pink® Batts® insulation is certified under the GREENGUARD Certification Program. Being certified for indoor air quality gives an assurance that products meet strict chemical emissions limits (including minimal levels of VOCs and formaldehyde), to help create healthier indoor environments

General Health

- Pink® Batts® insulation will assist in meeting the World Health Organisation recommendation for houses to be maintained at a minimum temperature of 18°C to provide a healthy and comfortable home
- A Wellington School of Medicine study found insulated houses resulted in families with fewer sick days and the economic benefit was double the initial cost of the insulation²

² Howden-Chapman, P. et al. "Effect of insulating existing houses on health inequality: cluster randomised study in the community" British Medical Journal, 2007, p334:460

Technical Data

Properties	Result		Test/Method/Standard	Test Results
Combustibility	Non-Combustible	✓	AS/NZS 1530.1:1994	Group Number 1S
Early Fire Hazards		✓	AS/NZS 1530.3:1993 - Ignitability (Range 0-20) - Spread of Flame Index (Range 0-10) - Heat Evolved Index (Range 0-10) - Smoke Developed Index (Range 0-10)	= 0 = 0 = 0 = 0-1
R-value	Various*	✓	AS/NZS 4859.1:2018	
Corrosion	Non-Corrosive	N/A	AS/NZS 4859.1:2018-Glass wool exempt	
Moisture Absorption	Non-Hygroscopic	N/A	AS/NZS 4859.1:2018-Glass wool exempt	
Vermin Resistance	No Food Source	✓	AS/NZS 4859.1:2018-Glass wool exempt	

* Stated thicknesses are values at which stated R-values are achieved and are likely to be minimum values. See table on Page 1.



Pink® Batts® Wall Insulation

Product and Installation Guide

New Zealand Building Code (NZBC) and Limitations

Pink® Batts® wall insulation when used, installed and maintained in accordance with the requirements outlined in this datasheet, will meet or contribute to meeting the following provisions of the NZBC:

NZBC Clause B2: Durability

Meets the requirement NZBC B2.3.1 a) 50 years and NZBC B2.3.1 b) 15 years

NZBC Clause E3: Internal Moisture

Contributes to meeting these requirements

NZBC Clause F2: Hazardous Building Materials

Meets this requirement and will not present a health hazard to people

NZBC Clause H1: Energy Efficiency

Contributes to meeting this requirement

Limitations

To meet the provisions of the NZBC as outlined in this datasheet, Pink® Batts® wall insulation MUST be:

- Installed and maintained in a dry protected environment
- Installed in a building where the provisions of NZBC E2 and E3 are met
- Installed to the requirements of NZS 4246:2016: Energy Efficiency-Installing bulk thermal Insulation in Residential Buildings

Pink® Batts® wall insulation should NOT be crushed, folded or compressed.

Acoustic Properties

Pink® Batts® insulation will assist with noise control, however penetrations in walls will transmit sound readily. Superior noise control can be achieved by using Pink® Batts® insulation products in conjunction with good acoustic design.



Pink® Batts® Wall Insulation

Product and Installation Guide

Installation Instructions

Correct installation with no compression, gaps or folds is critical to ensure Pink® Batts® wall insulation performance is not compromised.

Safety

Each installation is unique so prior to installation check for all hazards that may cause injury:

- Carry out any required repair work before starting installation
- Ensure there's adequate lighting to identify any hazards
- Treat all electrical cables as live, being careful not to cut or expose cables and wires
- Beware of other sharp objects (protruding nails, splinters etc.), pests (bees and wasps), loose boards and pipe work

Note: Seek professional advice if you are unsure how best to isolate the hazard or have a professional installer carry out the work on your behalf.

We recommend PinkFit® professional installers. PinkFit® are a nationwide network of professional installers who guarantee that their completed installation will meet the requirements of NZS 4246:2016

For your local PinkFit® installer call **0800 746 534** or visit pinkbatts.co.nz/installing-pink-batts/



Pink® Batts® Wall Insulation

Product and Installation Guide

Installation:

Any slight irritation to exposed skin caused by the fibres in glass wool, or through their inhalation, is harmless and temporary.

However for your comfort while installing, it's recommended you wear:

- Loose fitting work clothes which cover the arms and legs
- Covered shoes
- Dust mask
- Safety glasses

For safety while installing, it's recommended you use:

- Cut resistant gloves (if knife is used)

For an efficient installation, the following tools are recommended:

- Stable working platform
- Knife
- Tape measure

To ensure Pink® Batts® wall insulation performance isn't compromised, use only wall products for installing in wall applications.

- Ensure the product and all cavities are dry
- If cutting is required, cut oversize by 5 mm to ensure a good friction fit
- Ensure there are no gaps, folds or compression of the product to achieve optimal performance
- Fill gaps around windows and doors with off-cuts
- Follow the manufacturer's instructions for minimum clearances from hot inbuilt appliances. If they are unknown, refer to NZS 4246:2016
- Do not cover vents. Insulate around vents to allow unhindered ventilation
- Fit Pink® Batts® insulation tight and close around electrical cables and pipes. It's important to minimise compression, gaps and folds in the insulation. For electrical cables and small diameter pipes, partially cut insulation and place around the cables and pipes
- In new construction, it is recommended that Pink® Batts® insulation is installed once the cladding system is completely installed.

Retrofitting insulation in external walls without wall underlay/or in poor condition

a) Direct Fixed Cladding

- Use insulation that is at least 20mm thinner than the framing width - if the frame is 90mm we recommend to use Pink® Batts® Classic R2.2 70mm OR
- Fit inserts of an absorbent wall underlay and use the whole framing cavity.

b) Drained Cavity

- The insulation can be the same thickness as the frame.
- The use of horizontal strapping is recommended or fit inserts of an absorbent wall underlay.


Unlined. Walls in Roof Cavities

- Pink® Batts® Wall should be secured in place by using horizontal strapping (max spacing of 300mm)

Pink® Batts® Masonry Wall Insulation

- It is recommended that an absorbent building paper or a waterproof membrane is placed between the insulation and the concrete. This is not intended to replace the DPC which must still be fixed between strapping and masonry.

CAUTION: Electrical cables and equipment may overheat and fail when partially or completely covered with bulk thermal insulation.

 **Tip:** To verify Building Code Compliance, staple a product label and installer information at an easy to find location away from any hot items such as downlights or water cylinders. An alternative is to supply the information to the building owner or authorised person.

Refer to NZS 4246:2016 for further information related to the correct installation of insulation and clearances.

Pink® Batts® Wall Insulation

Product and Installation Guide


Storage and Maintenance

Pink® Batts® insulation should be protected from damage and weather. Store undercover in clean, dry conditions. The installed product should remain dry at all times. If the product becomes wet or damp, the source of dampness (e.g. leak in building) should be repaired and any wet or damp insulation should be removed and replaced with new insulation of an equivalent R-value.

Disposal of bags

Recyclable LLDPE bags are used for packaging of Pink® Batts® insulation. For further details download the relevant product data sheet from pinkbatts.co.nz





pinkbatts.co.nz

0800 746 522

The colour PINK and Pink® are registered trademarks of Owens Corning used under license by Tasman Insulation New Zealand Ltd trading as Comfortech Building Performance Solutions®. Batts®, Superbatts®, SnugFloor® and Ultra® are registered trademarks of Comfortech®. This document supersedes all previous versions and may have been superseded; is a guide only and the purchaser should ascertain the suitability of this product for the end-use situation intended and when used in conjunction with other products; and is provided without prejudice to Comfortech® standard terms of sale. Comfortech® retains the right to change specifications without prior notice. Refer to www.pinkbatts.co.nz or consult Comfortech® for further information. Do not use this product for any application not detailed in this document. All claims about this product are subject to any variation caused by normal manufacturing process and tolerances. The liability of Comfortech® and its employees and agents for any errors or omissions in this document or otherwise in relation to the product is limited to the fullest extent permitted by law. Except where the consumer acquires the goods for the purposes of a business, any rights a consumer may have under the Consumer Guarantees Act are not affected.

9-15 Holloway Place, Penrose, Auckland

January 2025

