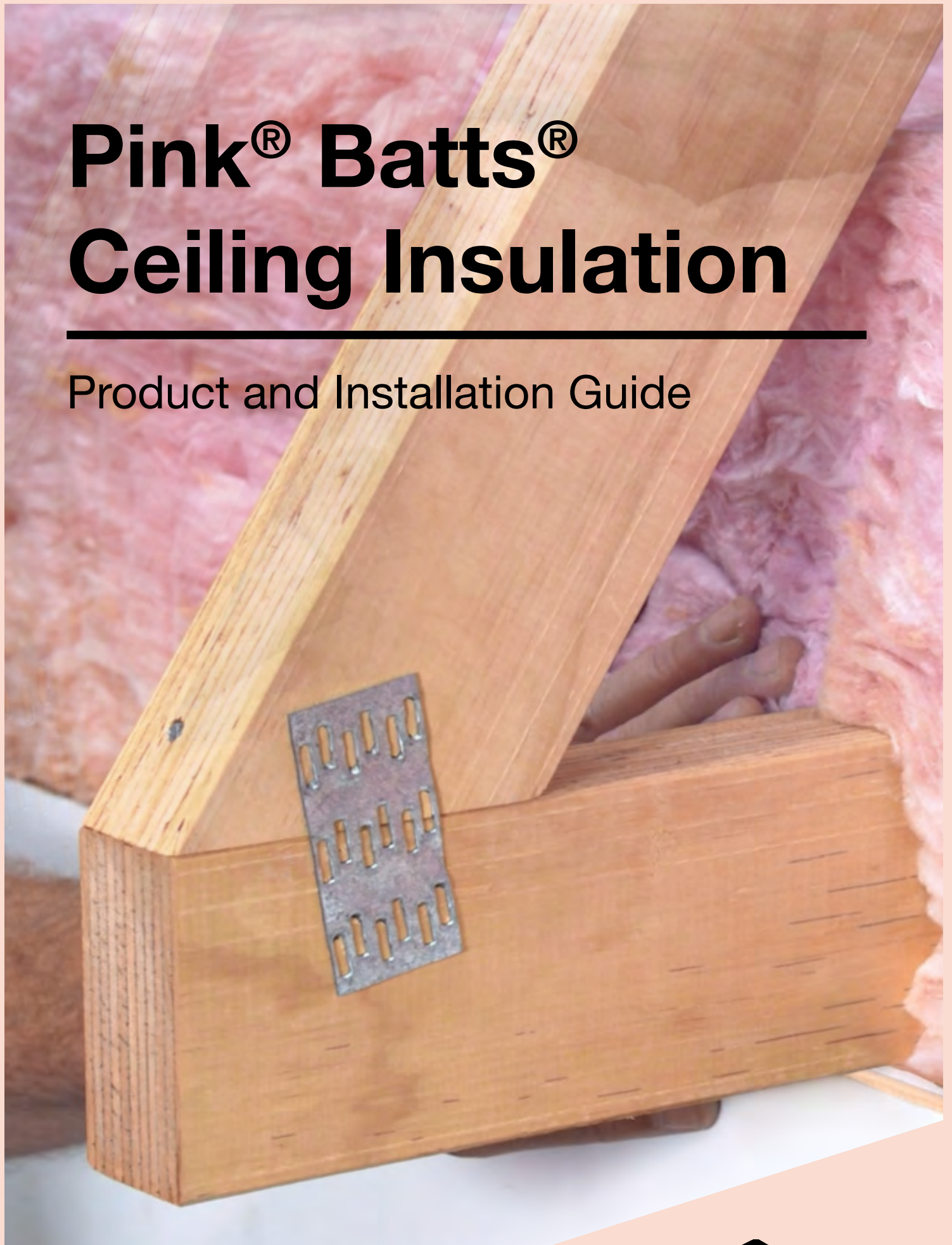


Pink[®] Batts[®] Ceiling Insulation

Product and Installation Guide



Pink® Batts® Ceiling Insulation

Product and Installation Guide

Product Specifications

PRODUCT GLASS WOOL RANGE	Product Code	Size (mm)	Nominal Stabilised Thickness (mm)	Nominal Total Area Per Bale (m ²)	Approx. Coverage Per Bale* (m ²)	Eco Choice Aotearoa	Environmental Product Declaration	BRANZ Appraisal Number
ROOF – CEILING THERMAL INSULATION								
R1.8 Pink® Batts® Classic	7110118	1220 x 432	95	13.7	14.4	✓	✓	238
R2.2 Pink® Batts® Classic	7110122	1220 x 432	115	12.6	13.3	✓	✓	238
R2.6 Pink® Batts® Classic	7110126	1220 x 432	140	10.5	11.1	✓	✓	238
R2.6 Pink® Batts® R2.6C 110mm†	7160266	1220 x 432	110	9.5	10	✓	✓	238
R3.0 Pink® Batts® R3.0C 160mm†	7160265	1220 x 432	160	8.4	8.9	✓	✓	238
R3.2 Pink® Batts® Classic	7110132	1220 x 432	170	8.4	8.8	✓	✓	238
R3.6 Pink® Batts® Classic	7110136	1220 x 432	180	7.4	7.7	✓	✓	238
R4.0 Pink® Batts® Ultra®	7110140	1220 x 432	195	6.3	6.6	✓	✓	238
R4.5 Pink® Superbatts®	7113145	1220 x 460	210	5.6	5.5	✓	✓	238
R5.0 Pink® Superbatts®	7113150	1220 x 460	225	4.5	4.4	✓	✓	238
R6.0 Pink® Superbatts®	7113160	1220 x 460	245	3.9	3.8	✓	✓	238
R7.0 Pink® Superbatts®	7113170	1220 x 460	275	3.4	3.3	✓	✓	238
ROOF – CEILING THERMAL RETROFIT INSULATION								
R2.9 Pink® Batts®	7110129	1220 x 432	150	9.5	10	✓	✓	238
R3.3 Pink® Batts®	7110133	1220 x 432	175	8.4	8.8	✓	✓	238

At Comfortech® our ambition is to create a more sustainable and comfortable future by enabling all Kiwis to live and work in warmer, healthier and more energy-efficient buildings. We're meeting this commitment with our new Pink® Superbatts® range which have been designed specifically to meet the new H1 building code changes for insulation.

To find out more about our vision for better performing New Zealand homes, visit our H1 Hub at www.comfortech.co.nz

Our Pink® Superbatts® are at least 25mm wider than our standard Pink® Batts® ceiling range

NOTE: The Pink® Superbatts® range is at least 25mm wider than standard Pink® Batts®.

† For use in a two-layer ceiling solution with a Pink® Superbatts®

* Coverage relates to standard structures (ie with framing allowance) therefore actual coverage may vary.



Pink® Batts® Ceiling Insulation

Product and Installation Guide

Application

Pink® Batts® ceiling insulation is a lightweight flexible glass wool insulation product designed to:

- Thermally insulate ceilings in new homes, be retrofitted into existing homes without insulation, or over existing insulation for better performance
 - Fit easily into standard ceiling constructions, or be easily cut to fit in non-standard constructions
 - Meet the requirements of the New Zealand Building Code (NZBC) for different designs and environments
-

Features and Benefits

- High R-values – R-values up to R7.0 to assist in keeping homes above 18°C as per the World Health Organisation’s recommendation for a healthy and comfortable home
- Easy to install – lightweight, flexible and simple design makes the installation fast and easy
- Internationally certified for Indoor Air Quality – gives assurance that products meet strict chemical emissions limits
- Non-combustible – will not easily burn in the event of a fire
- Made from over 80% recycled glass – making sustainable use of waste
- Designed for New Zealand building conditions



Pink® Batts® Ceiling Insulation

Product and Installation Guide

Environment

Pink® Batts® insulation is a sustainable and energy efficient product.

- Manufactured using over 80% recycled glass, making sustainable use of waste
- Manufactured in New Zealand, reducing shipping distances
- Recyclable packaging

Green Star NZ Credits

Green Star is a comprehensive environmental rating system for buildings; materials with certain attributes can receive points that contribute to the overall score of a rated home.

New Zealand Green Building Council (NZGBC) does not test or certify products; they rely on the work done by third party certification bodies and eco labels like Eco Choice Aotearoa. Further information is available at nzgbc.org.nz.

Eco Choice Aotearoa

Pink® Batts® ceiling insulation products have Eco Choice Aotearoa Accreditation (refer to Product Specifications on page 1 for accredited products)

Independently assessed for:

- **Waste Minimisation:** Recycled content, and recycling of process waste
- **Energy Management:** Effective energy management policies and procedures
- **Manufacturing Process:** Not manufactured using blowing agents with a Global Warming Potential (GWP) or Ozone Depleting Potential (ODP)
- **Product Characteristics:** Durability and performance



While only BRANZ appraised products are eligible for Eco Choice Aotearoa, all Pink® Batts® thermal insulation products are manufactured in the same environmentally considerate way.

1 (Beca Carter Hollings & Ferner Ltd, Energy Economics of Fibreglass Insulation, 2005)



Pink® Batts® Ceiling Insulation

Product and Installation Guide

Health and Safety

Product Safety

Pink® Batts® insulation is a non-hazardous, safe product.

- IARC (International Agency for Research on Cancer) classifies the glass wool formulation used to manufacture Pink® Batts® products as Group 3: 'Not classifiable as to its carcinogenicity to humans'. This is the same classification as caffeine, tea, hair colouring, chlorinated drinking water and saccharin
- Pink® Batts® insulation is bio-soluble. In the unlikely event any fibres are inhaled into the lungs they will dissolve in the body fluids and be cleared from the body

Indoor Air Quality

- Pink® Batts® insulation is certified under the GREENGUARD Certification Program. Being certified for indoor air quality gives an assurance that products meet strict chemical emissions limits (including minimal levels of VOCs and formaldehyde), to help create healthier indoor environments

General Health

- Pink® Batts® insulation will assist in meeting the World Health Organisation recommendation for houses to be maintained at a minimum temperature of 18°C to provide a healthy and comfortable home

2 Howden-Chapman, P. et al. "Effect of insulating existing houses on health inequality: cluster randomised study in the community" British Medical Journal, 2007, p334:460

Technical Data

Properties	Result		Test/Method/Standard	Test Results
Combustibility	Non-Combustible	✓	AS/NZS 1530.1:1994	Group Number 1S
Early Fire Hazards		✓	AS/NZS 1530.3:1993 - Ignitability (Range 0-20) - Spread of Flame Index (Range 0-10) - Heat Evolved Index (Range 0-10) - Smoke Developed Index (Range 0-10)	= 0 = 0 = 0 = 0-1
R-value	Various*	✓	AS/NZS 4859.1:2018	
Corrosion	Non-Corrosive	N/A	AS/NZS 4859.1:2018-Glass wool exempt	
Moisture Absorption	Non-Hygroscopic	N/A	AS/NZS 4859.1:2018-Glass wool exempt	
Vermin Resistance	No Food Source	✓	AS/NZS 4859.1:2018-Glass wool exempt	

* Stated thicknesses are values at which stated R-values are achieved and are likely to be minimum values. See table on page 1.



Pink® Batts® Ceiling Insulation

Product and Installation Guide

Acoustic Properties

Pink® Batts® insulation will assist with noise control, however penetrations in ceilings and walls will transmit sound readily. Superior noise control can be achieved by using Pink® Batts® insulation products in conjunction with good acoustic design.

New Zealand Building Code (NZBC) and Limitations

Pink® Batts® ceiling insulation when used, installed and maintained in accordance with the requirements outlined in this datasheet, will meet or contribute to meeting the following provisions of the NZBC:

NZBC Clause B2: Durability

Meets the requirement NZBC B2.3.1 a) 50 years and NZBC B2.3.1 b) 15 years

NZBC Clause E3: Internal Moisture

Contributes to meeting these requirements

NZBC Clause F2: Hazardous Building Materials

Meets this requirement and will not present a health hazard to people

NZBC Clause H1: Energy Efficiency

Contributes to meeting this requirement

Limitations

To meet the provisions of the NZBC as outlined in this datasheet, Pink® Batts® ceiling insulation MUST be:

- Installed and maintained in a dry protected environment
- Installed in a building where the provisions of NZBC E2 and E3 are met
- Installed to the requirements of NZS 4246:2016: Energy Efficiency-Installing bulk thermal Insulation in Residential Buildings

Pink® Batts® ceiling insulation should NOT be crushed, folded or compressed.

Pink® Batts® Ceiling Insulation

Product and Installation Guide

Installation Instructions

Correct installation with no compression, gaps or folds is critical to ensure Pink® Batts® ceiling insulation performance is not compromised.

Safety

Each installation is unique so prior to installation check for all hazards that may cause injury:

- Carry out any required repair work before starting installation
- Ensure there's adequate lighting to identify any hazards
- Treat all electrical cables as live, being careful not to cut or expose cables and wires
- Beware of sharp objects (protruding nails, splinters etc.), pests (bees and wasps), loose boards and pipe work
- Avoid installing during the warmest part of the day. The roof cavity temperature can increase to uncomfortable levels roof temperature
- Do not stand on ceiling lining or ceiling battens

Note: Seek professional advice if you are unsure how best to isolate the hazard or have a professional installer carry out the work on your behalf.

We recommend PinkFit® professional installers. PinkFit® are a nationwide network of professional installers who guarantee that their completed installation will meet the requirements of NZS 4246:2016.

For your local PinkFit® installer call **0800 746 534** or visit pinkbatts.co.nz/installing-pink-batts/



Pink® Batts® Ceiling Insulation

Product and Installation Guide

Installation

Any slight irritation to exposed skin caused by the fibres in glass wool, or through their inhalation, is harmless and temporary.

However for your comfort while installing, it's recommended you wear:

- Loose fitting work clothes which cover the arms and legs
- Covered shoes
- Dust mask
- Safety glasses

For safety while installing, it's recommended you use:

- Cut resistant gloves (if knife is used)
- Kneepads (for retrofitting)

For an efficient installation, the following tools are recommended:


- Stable working platform (for new build)
- Kneeling board or planks (for retrofitting)
- Knife
- Tape measure
- Install rod for tight spaces
- Head torch (for retrofitting)


For retrofitting, take into consideration:

- Using planks laid across joists to walk and work on
- Leveling and refitting any existing insulation if required with correct clearances
- Removing any damp insulation
- Starting installation at the point furthest away from the ceiling access hole

To ensure Pink® Batts® ceiling insulation performance isn't compromised, confirm the correct product and R-value is used in ceiling applications.

- Ensure the product is installed dry
- Friction fit product between framing, ensuring there are NO gaps, folds or compression of the product to achieve optimal performance
- If cutting is required, cut oversize by 5-10mm to ensure a good friction fit
- Ensure that Pink® Batts® ceiling segments are firmly butted against each other
- For retrofitting, install over timber where insulation already exists or where appropriate. Any open air pockets beside joist/truss cord ends at the roof perimeter to be blocked off with insulation off-cuts
- Fit Pink® Batts® insulation beneath electrical wiring and plumbing work. Minimise tucks
- Install to the outer edge of the top plate covering at least 50% of it while ensuring minimal overflow to the eaves
- Maintain a 25mm gap clearance between the Pink® Batts® insulation and any roofing material. If required, to maintain 25mm clearance, trim insulation or use a thinner product around the perimeter
- Insulate access hole cover and secure in place with strapping or glue Remove excess material

 **Tip:** To verify Building Code Compliance, staple a product label at an easy to find location away from any hot items such as down lights or water cylinders e.g. on truss/rafter above ceiling access hole and hot water cupboard.

 **Note:** Pink® Batts® and Pink® Superbatts® ceiling insulation should not be installed in a roof space where foil has been installed as a roof underlay. Refer to NZS 4246:2016 for full details.

Pink® Batts® Ceiling Insulation

Product and Installation Guide

Clearances

Follow the clearances specified by the manufacturer; if they are not known then:

Recessed Luminaire

- CA rated recessed luminaires - None required, can close abut however, do not install insulation on top of the recessed luminaire
- IC rated recessed luminaires - None required, insulation can be installed over the top of the recessed luminaire
- Unmarked - Minimum 100mm

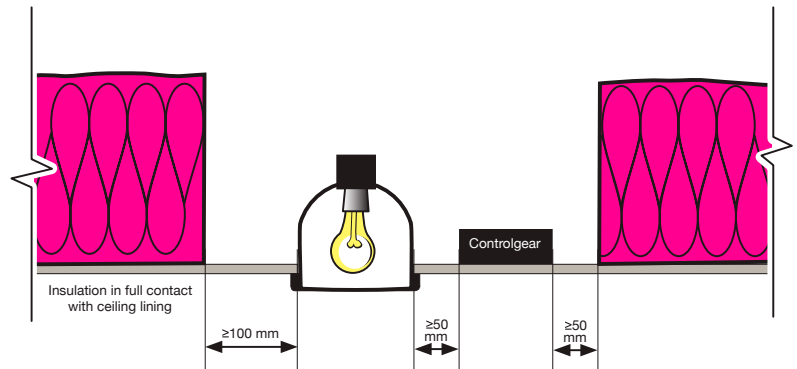
Surface Mounted Luminaire - Minimum clearance 200mm; however it does not apply if the insulation is permanently shielded.

Controlgear

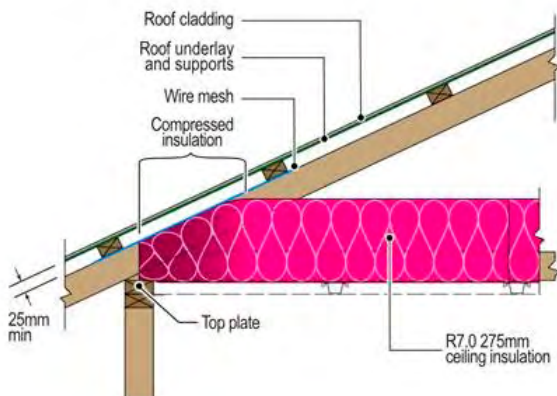
- If possible place it on top of the insulation and leave a minimum clearance of 50mm between controlgear and luminaire
- If not possible to place it on top of the insulation and leave 50mm from the insulation to the controlgear

Controlgear **shall not sink** into the insulation.

- Built in appliances - Minimum 50mm
- Enclosures containing electrical equipment - Minimum 50mm
- Fan/heat/light unit - Minimum 100mm
- Ventilation systems - Minimum 50mm
- Unducted mechanical fan units - Minimum 200mm
- Unducted passive vents that remain functional - Minimum 200mm
- Metal chimney and flues - Minimum 75mm
- Brick chimney - Minimum 50mm
- Roof underlay - Minimum 25mm



Unmarked luminaire and controlgear not placed on top of Pink® Batts® ceiling products.



Note: Pink® Batts® ceiling insulation can be installed from below when the ceiling is to be lined or replaced

Joist cover with insulation can be achieved either with two separate layers of insulation or cutting a single thick layer of insulation such that it spills over the top when tightly fitted.

***Caution:** Electrical cables and equipment partially or completely surrounded with bulk thermal insulation may overheat and fail. This applies to wiring installed prior to 1989.

For information on how to install Pink® Superbatts® ceiling insulation, please refer to the Pink® Superbatts® Installation Guide.

Pink® Batts® Ceiling Insulation

Product and Installation Guide

Storage and Maintenance

Pink® Batts® and Pink® Superbatts® insulation should be protected from damage and weather. Store undercover in clean, dry conditions. The installed product should remain dry at all times. If the product becomes wet or damp, the source of dampness (e.g. leak in building) should be repaired and any wet or damp insulation should be removed and replaced with new insulation of an equivalent R-value.

Disposal of bags

Recyclable LLDPE bags are used for packaging of Pink® Batts® and Pink® Superbatts® insulation. For further details download the relevant product data sheet from pinkbatts.co.nz





Comfortech Building Performance Solutions®
Certified QMS



pinkbatts.co.nz

0800 746 522

The colour PINK and Pink® are registered trademarks of Owens Corning used under license by Tasman Insulation New Zealand Ltd trading as Comfortech Building Performance Solutions®. Batts®, Superbatts®, SnugFloor® and Ultra® are registered trademarks of Comfortech®. This document supersedes all previous versions and may have been superseded; is a guide only and the purchaser should ascertain the suitability of this product for the end-use situation intended and when used in conjunction with other products; and is provided without prejudice to Comfortech® standard terms of sale. Comfortech® retains the right to change specifications without prior notice. Refer to www.pinkbatts.co.nz or consult Comfortech® for further information. Do not use this product for any application not detailed in this document. All claims about this product are subject to any variation caused by normal manufacturing process and tolerances. The liability of Comfortech® and its employees and agents for any errors or omissions in this document or otherwise in relation to the product is limited to the fullest extent permitted by law. Except where the consumer acquires the goods for the purposes of a business, any rights a consumer may have under the Consumer Guarantees Act are not affected.

9-15 Holloway Place, Penrose, Auckland

June 2023

