

# THERMAL INSULATION

## Pink® Batts® SnugFloor™



### Application

Pink® Batts® SnugFloor™ is a range of glass wool underfloor products designed to:

- Reduce heat loss in new and existing homes with suspended floors
- Eliminate draughts with exposed floorboards
- Meet the requirements of the New Zealand Building Code (NZBC) for different designs and environments

### Features and Benefits

- BRANZ appraised, a durable product for 50 years as required by the NZBC
- Can provide a construction R-value value over twice the minimum required by the New Zealand Building Code<sup>1</sup>, reducing annual heating and cooling costs
- Non-combustible, will not burn for a safer environment
- Lightweight and flexible, ideal for use with joists that are uneven or out of kilter allowing for quick easy installation
- No complicated wire sheathing required as Pink® Batts® glass wool does not react with PVC covered wires

<sup>1</sup>Dependant on subfloor design and use of Pink® Batts® Snugfloor R2.6

### Environment

- Manufactured using up to 80% recycled glass, making sustainable use of waste
- Energy used during the manufacture of Pink® Batts® products is offset by the energy saved by a home fully insulated with Pink® Batts® products within 3-15 months<sup>2</sup>
- Locally manufactured in Auckland and Christchurch, minimising shipping distances compared to imported products

***While only the higher R-value Pink® Batts® Wall and Ceiling Insulation products are eligible for Environmental Choice, all Pink® Batts® Thermal Insulation Products including the Pink® Batts® SnugFloor™ Range are manufactured in the same environmentally considerate way***

<sup>2</sup>Beca Carter Hollings & Ferner Ltd, Energy Economics of Fibreglass Insulation, 2005

### Health

#### Product Safety

Pink® Batts® insulation is a non-hazardous, safe product

- IARC (International Agency for Research on Cancer) classifies glass wool used to manufacture Pink® Batts® products as Group 3: 'Not classifiable as to its carcinogenicity to humans'
- This the same classification as caffeine, tea, hair colouring, chlorinated drinking water, saccharin
- Pink® Batts® insulation is bio-soluble. In the unlikely event any fibres are inhaled into the lungs they will dissolve in the body fluids and be cleared from the body





## THERMAL INSULATION

# Pink® Batts® SnugFloor™

### Health continued...

#### General Health

- Pink® Batts® insulation will assist in meeting the World Health Organisation recommendation for houses to be maintained at a minimum temperature of 18°C to provide a healthy and comfortable home
- A Wellington School of Medicine study found insulated houses resulted in families with fewer sick days and the economic benefit was double the initial cost of the insulation<sup>3</sup>

<sup>3</sup>Howden-Chapman, P. et al. "Effect of insulating existing houses on health inequality: cluster randomised study in the community" British Medical Journal, 2007, p334:460

### Technical Data

Properties	Result		Test Method/Standard	
Combustibility	Non-Combustible	✓	NZS/AS 1530.1:1994	
Flammability	Non-Flammable	✓	NZS/AS 1530.3:1993 Ignitability Index (Range 0-20) Spread of Flame Index (Range 0-10) Heat Evolved Index (Range 0-10) Smoke Developed Index (Range (0-10)	Index = 0 = 0 = 0 = 0-1
R-value	R1.6 and R2.6	✓	AS/NZS 4859.1:2002	
Corrosion	Non-Corrosive	N/A	AS/NZS 4859.1:2002-Glasswool exempt	
Moisture Absorption	Non-Hygroscopic	N/A	AS/NZS 4859.1:2002-Glasswool exempt	
Vermin Resistance	No Food Source	✓	AS/NZS 4859.1:2002-Glasswool exempt	

### New Zealand Building Code (NZBC) and Limitations

Pink® Batts® SnugFloor™ underfloor insulation when used, installed and maintained in accordance with the requirements outlined in this datasheet will meet or contribute to meeting the following provisions of the NZBC:

#### NZBC Clause B2: Durability

Meets the requirement NZBC B2.3.1 a) not less than 50 years and NZBC B2.3.1 b) 15 years

#### NZBC Clause F2: Hazardous Building Materials

Meets this requirement and will not present a health hazard to people

#### NZBC Clause H1: Energy Efficiency

Contributes to meeting these requirements

# THERMAL INSULATION

## Pink<sup>®</sup> Batts<sup>®</sup> SnugFloor<sup>™</sup>



### New Zealand Building Code (NZBC) and Limitations continued...

#### Limitations

To meet the provisions of the NZBC as outlined in this datasheet, Pink<sup>®</sup> Batts<sup>®</sup> SnugFloor<sup>™</sup> *must* be:

- Installed and maintained in a dry protected environment
- Installed in a building where the provisions of NZBC E2 and E3 are met

Pink<sup>®</sup> Batts<sup>®</sup> SnugFloor<sup>™</sup> should *not* be:

- Crushed unless otherwise stated

### Pink<sup>®</sup> Batts<sup>®</sup> SnugFloor<sup>™</sup> Installation

Please ensure you have read the limitations of this product before commencing installation

#### Safety

Prior to installation, please check carefully for all hazards that may cause injury

#### Hazards

- Electrical Hazard - Treat all electrical cables as live
  - Do not staple near electrical cables - leave a 50mm gap between staples and cables
  - Beware of electrical cables - stapling or nailing through wires may lead to death or serious injury
  - Beware of damaged, exposed or hanging cables - contact a registered electrician to complete repair before starting installation
- Beware of sharp objects like protruding nails and broken glass
- Check drainage pipes for leakage of water or sewage. Repair before installation
- Beware of other hazards such as animals and vermin

**If in doubt, have a professional installer carry out the work on your behalf. For further guidance, please ask your retailer for the *Safety Installation Guide for Underfloor Insulation* or visit [www.pinkbatts.co.nz](http://www.pinkbatts.co.nz)**

### PinkFit<sup>®</sup> Installation Service

Installation is critical in ensuring this product performs well. A small gap around the insulation can significantly reduce the construction R-value

PinkFit<sup>®</sup> installers are:

- A network of licensed professionals across New Zealand
- Trained installers and guarantee installation to NZS 4246:2006
- The preferred Pink<sup>®</sup> Batts<sup>®</sup> installers, and provide a PinkFit<sup>®</sup> guarantee certificate



PREFERRED PINK<sup>®</sup> BATTS<sup>®</sup> INSTALLERS

Call 0800 PINKFIT  
0800 746 534



## THERMAL INSULATION

# Pink<sup>®</sup> Batts<sup>®</sup> SnugFloor<sup>™</sup>

### Pink<sup>®</sup> Batts<sup>®</sup> SnugFloor<sup>™</sup> Installation

#### Prework Checklist:

✓	Ensure there is sufficient working space in the underfloor area to install product
✓	Check the ground conditions are dry <ul style="list-style-type: none"><li>• If wet, check for damaged pipes etc and repair if necessary</li><li>• If conditions are generally moist, install Pink<sup>®</sup> Batts<sup>®</sup> Barriers<sup>®</sup> Dampgard<sup>™</sup> (plastic underlay) before installing insulation</li></ul>
✓	Building must have a sub floor ventilation capacity or ground cover protection to prevent dampness ( >3500 mm <sup>2</sup> of venting per m <sup>2</sup> of floor area)
✓	Check internal wet areas (such as bathrooms) have impervious floors to prevent moisture dripping onto insulation from above
✓	Product must be installed dry. If wet replace

#### Preparing Work Area

- Ensure there is adequate lighting
- Treat all electrical wiring as live
- Remove all debris for a clear unobstructed work area
- Check carefully for all hazards that may cause injury (electrical wiring, plumbing, protruding nails etc)

*Seek professional advice if you are unsure how best to isolate the hazard or get a professional installer to carry out the work on your behalf*

#### Tools Required

- Hobby knife
- Battery powered lighting
- Tape measure
- Safety glasses
- Overalls or alternative protective clothing
- Rubber faced gloves
- Rubber soled footwear
- Dust mask
- Staple gun with 10mm galvanised or plastic staples
- Danband or similar (> 20mm width)

#### Installing/Fitting

Before commencing installation:

- Switch off mains power
- Read the Prework Checklist
- Ensure work area is free of hazards
- Ensure there is adequate lighting
- Ensure you have read the Safety section

# THERMAL INSULATION

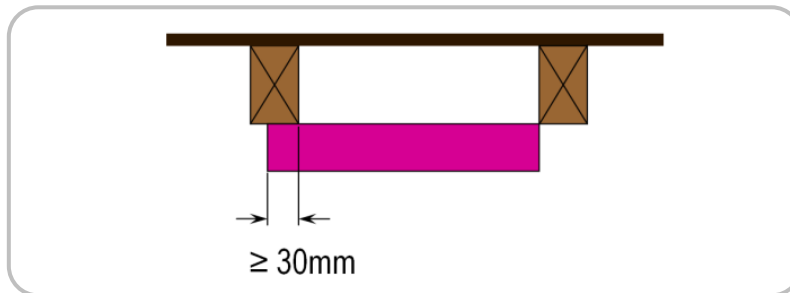


## Pink® Batts® SnugFloor™

PRODUCT DATA SHEET


### Pink® Batts® SnugFloor™ Installation continued...

- Install in dry protected environment
- Start fixing at the point furthest from the access point and work back towards it
- Use labels to identify location of wires, pipes and cables for future reference
- Open the pack before entering underfloor area as product will expand substantially
- Given joist spacings are typically uneven, pieces must be fitted to provide a spring loaded friction fit. Ensure all pieces are at least 30mm wider than the distance between joist faces. For joists where the product specified is not 30mm wider, fit pieces lengthwise and trim surplus when necessary

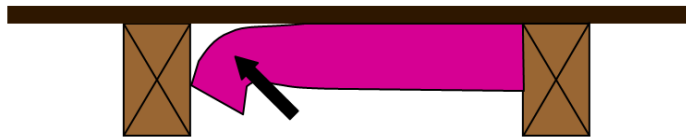


- Friction fit each piece between the joists, as shown below leaving **no** gaps.
- Folded corner must be pushed completely into corner leaving no gap

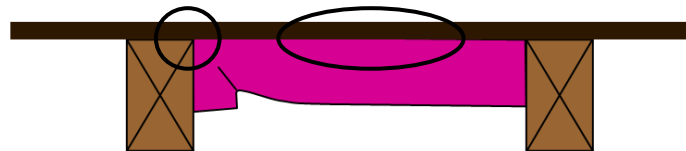
①



②



③



**Ensure there are no gaps in corners and under floor boards**



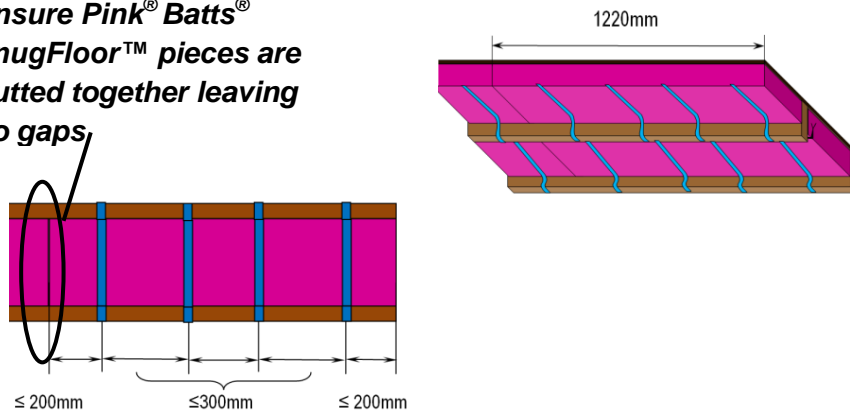
## THERMAL INSULATION

# Pink® Batts® SnugFloor™

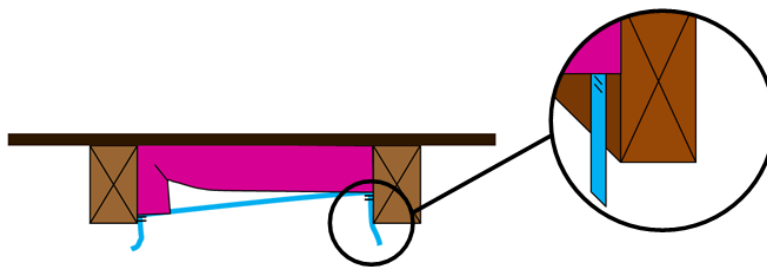
### Pink® Batts® SnugFloor™ Installation continued...

- Do not cover over wiring with insulation\*
- Cut neatly around penetrations leaving no gaps (drain pipes, plumbing and jack studs)

**Ensure Pink® Batts® SnugFloor™ pieces are butted together leaving no gaps**



- Pink® Batts® Snugfloor™ R2.6
  - Secure each piece with Danband or equivalent strapping to prevent dislodgment from vermin, timber movement and excessive vibration. Strapping to be fixed at no less than 200mm from ends, otherwise at no less than 300mm centres, see detail above. (No less than two per piece)
- Pink® Batts® Snugfloor™ R1.6
  - Fix each piece through with Danband or equivalent strapping tape at no less than 600mm centres across the floor joists to prevent dislodgment from vermin, timber movement and excessive vibration (No less than two per piece)
- Ensure pieces are butted together leaving no gaps



- Ensure strapping is wide enough for staples/clouts (Strapping may be cut for each piece or continuous)
- Use two staples for each fixing point (see detail above)

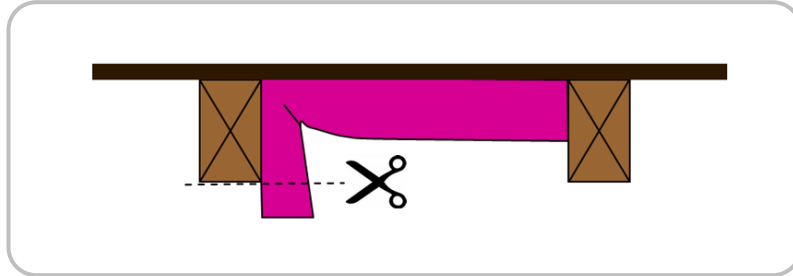
PRODUCT DATA SHEET

## THERMAL INSULATION

# Pink<sup>®</sup> Batts<sup>®</sup> SnugFloor<sup>™</sup>



Pink<sup>®</sup> Batts<sup>®</sup> SnugFloor<sup>™</sup> Installation continued...



- Fold must not extend below bottom of the joist, trim if required

**\*Caution: Electrical cables and equipment partially or completely surrounded with bulk thermal insulation may overheat and fail. This applies to wiring installed prior to 1989**

### Exposed Subfloors

For exposed subfloor situations (eg: pole houses; houses < 500m from the sea, subfloor venting  $\geq 7000 \text{ mm}^2$  per  $\text{m}^2$ ) the following is recommended

- Shield the underside of the product with hardboard to protect from moisture and wind damage
- Once the house is enclosed in, nail hardboard sheets (with a 2.5mm separation between the boards) across the underside of the floor joist
  - Hardboard sheets - 4mm, oiled tempered
  - Nails - flat head, hot dip galvanised

Note: Installing any underfloor insulation in your home with the addition of a dry heat source can create a warm dry environment that may lead to the drying out of unsealed timber floors.



# THERMAL INSULATION

## Pink® Batts® SnugFloor™

### Specification Notes

#### Product Required:

Product		Pink® Batts® Snugfloor™ R2.6		Pink® Batts® Snugfloor™ R1.6	
Product Size Required		430mm	580mm	480mm	580mm
Distance between joist faces	Less than 400mm	✓		✓	
	Less than 450mm			✓	
	Between 450mm and 550mm		✓		✓
	Greater than 550mm		✓ *		✓ *

\*Product must be installed length wise across joists and surplus trimmed. See installation instructions for further details

**Installation Service:** PinkFit® Installation Service - PinkFit® Guarantee

#### Product Specification:

Product	Pink® Batts® Snugfloor™ R2.6		Pink® Batts® Snugfloor™ R1.6	
Product Code	7131451	7131601	7134816	7135816
Material R-value (m <sup>2</sup> C/W)	R2.6	R2.6	R1.6	R1.6
Piece Width (mm)	430	580	480	580
Piece Length (mm)	1220	1220	1220	1220
Pieces Per Pack	15	15	16	16
Area Per Pack (m <sup>2</sup> )	7.9	10.6	9.3	11.3
Nominal Thickness (mm)	100	100	70	70
Coverage per Pack (m <sup>2</sup> )**	8.2	11	9.7	11.7

\*\* Coverage relates to maximum allowable joist spacing for each product, actual coverage may vary

**Storage:** Pink® Batts® SnugFloor™ must be protected from damage and weather. Store under cover in clean, dry conditions

### Accreditations/Appraisals/Certification

Tasman Insulation New Zealand Ltd Certified QMS



Tasman Insulation New Zealand Limited  
9-15 Holloway Place, Penrose,  
Auckland,  
New Zealand

(1) This data sheet may have been superseded. Please refer to [www.pinkbatts.co.nz](http://www.pinkbatts.co.nz) for the most current information. This datasheet supersedes all previous versions. (2) Tasman Insulation New Zealand Ltd retains the right to change specifications without prior notification. (3) Do not use this product for any application not detailed in this data sheet. (4) Recommendations and advice regarding the use of this product are to be taken as a guide only. The purchaser should ascertain the suitability of this product for the particular end-use situation intended and when used in conjunction with other products. (5) Consult Tasman Insulation New Zealand Ltd for further information. (6) All claims about this product are subject to any variation caused by normal manufacturing process and tolerances. (7) The liability of Tasman Insulation New Zealand Ltd and its employees and agents for any errors or omissions in this data sheet or otherwise in relation to the product is limited to the fullest extent permitted by law. Except where the consumer acquires the goods for the purposes of a business, any rights a consumer may have under the Consumer Guarantees Act are not affected. (8) This information is provided without prejudice to Tasman Insulation New Zealand Ltd standard terms and conditions of sale.

1048 rev C

Jun 09

Page 8 of 8

Please consider the environment before printing this document

For further information visit [www.pinkbatts.co.nz](http://www.pinkbatts.co.nz) or call 0800 PINK BATTs (746 522)

PRODUCT DATA SHEET